



# TIP TIG WP20 SC Setup

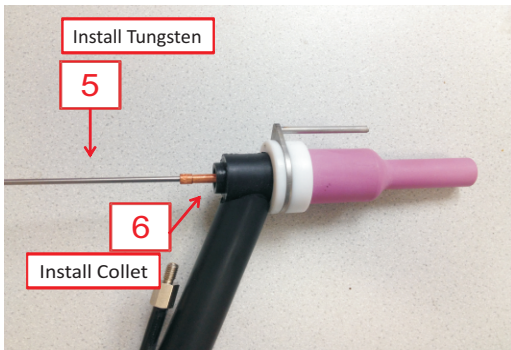
1




2



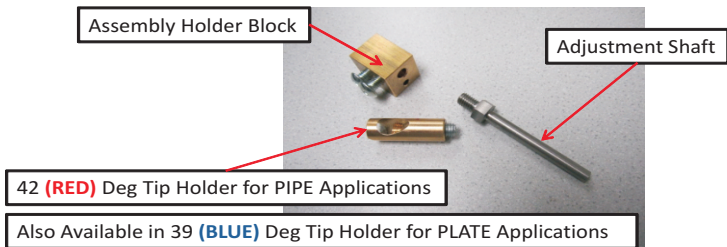
3



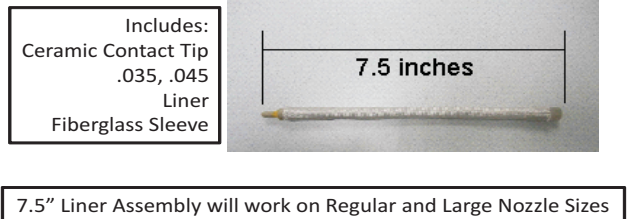
4




## Universal Tip Holder Assembly



## Tip / Liner Assembly




## Installing the Tip Assembly to the Universal Tip Holder




Loosen the Set Screw  
inside the Tip Holder

5

## Insert the Contact Tip and secure in place



6



7

